



Optimize assets by  
tracking productivity

 **InsightHQ**

TRANSFORMING THE WAY THE WORLD WORKS

 **Trimble**

# What is really happening in your quarry?



## TRIMBLE PROVIDES A RANGE OF INSIGHTHQ QUARRY PRODUCTIVITY, AVAILABILITY AND PERFORMANCE DATA IN NEAR REAL TIME.

Fixed and mobile equipment is a major investment, and InsightHQ helps optimize that asset by tracking productivity. Efficient use of fixed and mobile equipment is key to maximizing profits, so be confident that your equipment is performing as expected.

Trimble gives you the power to manage your operations, tracking the main drivers of your business. Easy-to-use reporting helps track daily operations and major process change management. Simple graphs help quickly identify bottlenecks and workflow issues.

Now all this information is expressed clearly and accurately and available on your mobile device or web browser.

Anytime you want to check on your operation, just open InsightHQ.





## WHY TRACK AND REPORT?

Knowledge is power. LOADRITE solutions from Trimble helps you manage your operation from wherever you are. InsightHQ gives you the right information at the right time.

### Increase productivity

- ▶ Identify unused capacity to improve asset utilisation, resulting in increased plant availability
- ▶ Unparalleled global service and support network to guarantee superior product uptime

## Benefits of InsightHQ

- ▶ Track tonnes per hour from your mobile equipment and fixed plant
- ▶ Precisely track inventory to avoid stock-outs and reduce inventory holding costs
- ▶ Identify bottle necks and pinch points in your processes
- ▶ Monitor machine stress to schedule preventative maintenance
- ▶ Maximize utilization by identifying equipment with unused capacity
- ▶ Track loadout operations: Who, what, to where, how much?

# The Connected Quarry



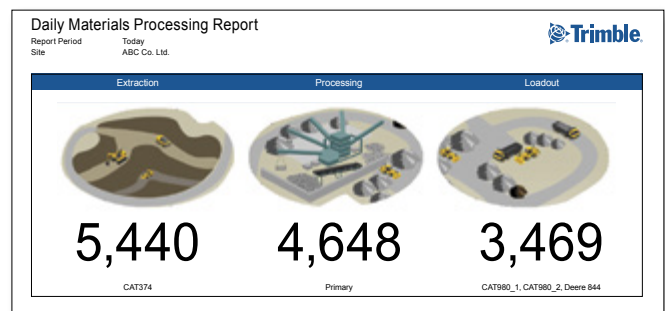
## THE CONNECTED QUARRY

InsightHQ is a quarry management portal for your web browser or mobile device. It shows near real time productivity, availability and performance dashboards and reports for extraction, processing and load-out.

InsightHQ provides greater visibility of your quarry, to respond to issues, optimize productivity, availability and performance in real time.

It provides access to live reports at your fingertips, with totals for each customer, product and machine. To view changes over time, you can adjust reports to suit either the shift, day, week, month or year.

Now with InsightHQ you can understand productivity, act immediately and see improvements during the shift - no more waiting to get back to the office.



### Daily materials processing report

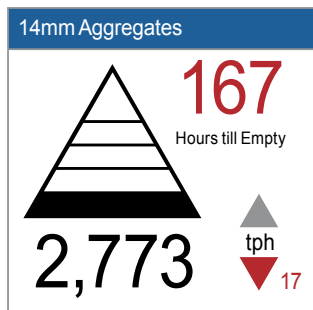
Simple and easy-to-follow KPI dashboards across the quarry.





## SNAPSHOT

Snapshot connects with LOADRITE scales to present near real time data so you can react during the shift. With all your machine productivity and performance available at a glance, you can quickly understand quarry status any time, anywhere.

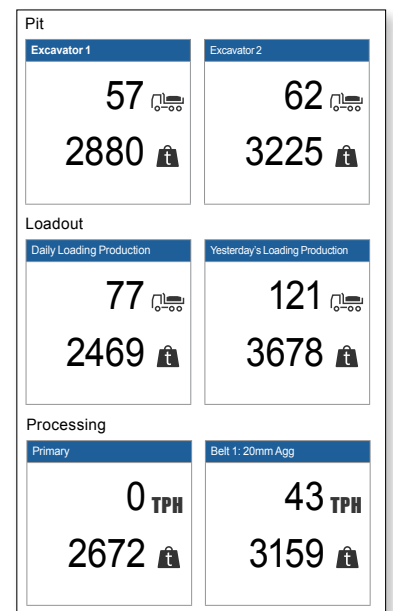


### Running totals

Track production of key products with rolling updates. InsightHQ automatically adds material produced, and subtracts material removed for easy understanding.

### Simple KPIs

Customise your data to show by machine or total across functions, see truck counts and total material moved, tonnes per hour and more.



# Easy-to-interpret reporting



## EQUIPMENT MANAGEMENT

See your loader, excavator, belt scale data to track the performance and availability of mobile and fixed equipment.

### Equipment availability summary

See actual availability of loading and conveyor equipment that helps to highlight loading times vs. time spent on other tasks, belt stoppages and black belt time.


### Equipment performance summary

The InsightHQ loading performance summary helps staff understand product throughput by weight and by truckloads. Simple and accurate visibility of conveyor TPH and performance help your team meet daily targets.

### KPI summary

All your critical key parameters for your plant or equipment in one report, helps you track plant performance. With multiple machines scales on one report, you can graph every loader, excavator and conveyor fitted with LOADRITE scales.





## SITE AND PRODUCT

Track production as it moves from pit to stockpiles. InsightHQ makes it easy to understand production, set your targets, and provides running product totals.

### Accurate reporting


Select from a range of pre-formatted reports based on common workflows. Simple tables and graphs show operations performance and productivity.

### Summary and detailed data for analysis

InsightHQ presents information in simple easy-to-consume chunks, or drill down into raw data to identify specific issues or bottlenecks.

### Cost-effective

InsightHQ is a fraction of the cost of similar PLC or SCADA based reporting systems, but offers additional functionality.



# Trimble: Transforming the Way the World Works

Trimble provides the tools and support for the extraction, processing, loadout, distribution phases of quarry production for more efficient operations and higher profits. Contact your local dealer today to learn how easy it is to utilize technology that makes significant improvements to the aggregates workflow, optimize production, improve efficiency and lower your operating costs.



## YOUR TRIMBLE LOADRITE PROVIDER



<https://knrgroup.com/>



### K&R Weigh Systems

Covering FL, GA, SC and NC

Since 1993

(800) 910-2885

[info@knrgroup.com](mailto:info@knrgroup.com)

### Trimble Loadrite Auckland Ltd.

45 Patiki Road, Avondale, Auckland 1026

PO Box 19623, Avondale, Auckland 1746

New Zealand

Tel: +64 9 820 7720

Fax: +64 9 820 7721

[info@loadritescales.com](mailto:info@loadritescales.com)

[www.loadritescales.com](http://www.loadritescales.com)

