



Optimize loadout, track productivity  
and prevent overloading.

# LOADRITE X2350 Excavator Scales

# Increased payload, maximum profit



## WHAT CAN THE TRIMBLE LOADRITE X2350 DO FOR YOUR BUSINESS?

### Optimizing loadout

- ▶ Accurate payload weights
- ▶ Bucket-by-bucket payload

### Optimize truckloads

- ▶ Ensure trucks are accurately loaded before your truck scale
- ▶ Ensure accurate loading of remote projects without truck scales

### Improve profits

- ▶ Avoid double handling of material, load right the first time
- ▶ Avoid overload fines, load trucks to the maximum capacity
- ▶ Reduce haulage costs, never under load trucks again
- ▶ Maximize tons per liter (gallon) and minimize fuel usage of excavators and trucks
- ▶ Reduce machine down-time by optimizing load quota

### Increase productivity

- ▶ Load consistently to maximize tons moved per day
- ▶ Sell more product without adding equipment or personnel
- ▶ Reduce cycle times; prevent truck turnarounds at the truck scale

### Benchmark operator productivity

- ▶ Improve overall equipment effectiveness
- ▶ Benchmark operator performance/efficiency
- ▶ Monitor reasons for delays

### Process improvement

- ▶ Track and monitor loading of trucks and tons moved
- ▶ Monitor inventory and stock levels
- ▶ Prevent excessive machine stress with scheduled preventative maintenance times
- ▶ Maximize machinery utilization by identifying unused capacity



## HOW IT WORKS

1. **Angle sensor:** This rugged solid-state multi-axis accelerometer will continuously measure movement of the boom and stick. It is also mounted on the chassis frame to provide machine angle and rotational movement information used to compensate for variable ground slope conditions and variable turning speeds to provide greater accuracy of measured weights. An option is available for this sensor to be mounted to the bucket linkage for increased weighing performance and a larger operating area for the machine operator.
2. **X2350 Indicator:** The indicator is the in-cab user interface for the operator to select product and enter additional data including customer names, truck numbers, contract number and view the payload weight.
3. **Printer:** See your site's productivity with the ruggedized printer providing hard copy receipts for printing of daily and weekly productivity and performance reports (optional).
4. **Pressure Transducers:** The pressure transducers connect to the excavators hydraulic system. They sense the hydraulic pressure in the lift cylinders as the load is lifted.
5. **Data Communication:** Data communication solutions including data module, WiFi, radio, or 3G modem with GPS. The 3G modem with GPS option connects the scale to InsightHQ reporting portal so that you can check your site productivity and performance at anytime and anywhere. (optional).

# Reporting Solutions

With the LOADRITE X2350, tracking your tonnes per hour, cycle times, and total tonnage moved by your excavators and trucks has never been easier. Track productivity data from your LOADRITE equipment to an in-cab printer, MMS for your PC, Visionlink, or to your mobile device using InsightHQ.

Data can be sent direct from mobile equipment to LOADRITE's online reporting platform, InsightHQ, using either cellular modem, WiFi, radio, or a combination of these options. InsightHQ provides visibility to respond to issues, optimize productivity, availability and performance in real time.

The X2350 is also fully compatible with LOADRITE's powerful PC-based Material Management System (MMS), which features customizable reporting and advanced data management designed to meet the needs of your ever changing business.

## PRINTER: LP930/LP950 (OPTIONAL)

Time stamped and dated hard copies of payload information printed either in the cab or in the office.

Printers provide single or duplicate tickets for a range of data including

- ▶ Daily product totals
- ▶ Daily customer totals
- ▶ Daily truck totals
- ▶ Summary/detailed customized data



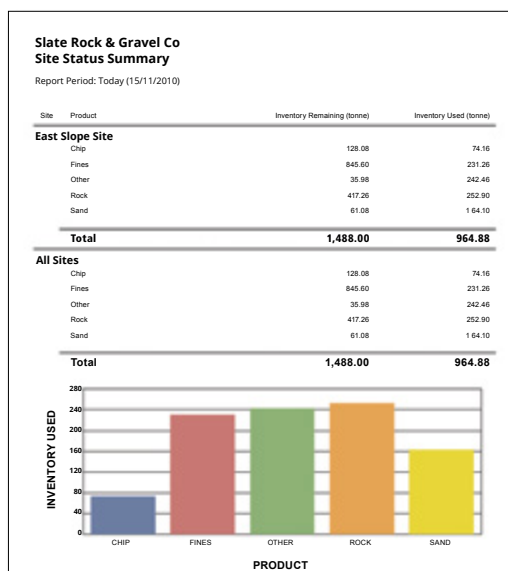
- 1 Company name
- 2 Date and time
- 3 Customer name
- 4 Truck ID
- 5 Product name
- 6 Vehicle ID
- 7 Docket ID
- 8 Payload weights
- 9 Total truck load weight (lb, ton, kg, tonne)

## SOFTWARE: MATERIAL MANAGEMENT SYSTEM (MMS) (OPTIONAL)

The LOADRITE MMS brings data from mobile equipment into management information reporting designed specifically for the needs of your business.

A powerful combination of highly accurate LOADRITE onboard scales, an array of data-communication options, and easy-to-use reporting software bring this information to your fingertips.

The result is a range of intuitive reports used to monitor productivity, stock movement and machine utilisation.





## WEB: INSIGHTHQ (OPTIONAL)

InsightHQ is quarry management portal for your web browser or mobile device. It shows near real time productivity, availability machines and material location, via performance dashboards and reports. InsightHQ provides visibility to respond to issues, optimize productivity, availability and performance in real time. It provides access to live reports at your fingertips, with totals for each customer, product and machine. To view changes over time, you can adjust reports to suit either the shift, day, week, month or year. Now with LOADRITE you can understand productivity, act immediately and see improvements during the shift, no more waiting to get back to the office.



## IN CAB: PERFORMANCE METRICS

Trimble introduces a new range of metrics to empower the operator to perform. These metrics help the operator improve accuracy and efficiency each day, compare with personal bests and provide a real-time star rating. Metrics cover loading accuracy, consistency, safety to encourage operators to monitor performance and improve.



In-cab metrics feedback to the operator during the shift



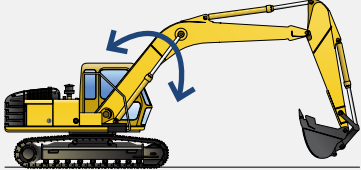
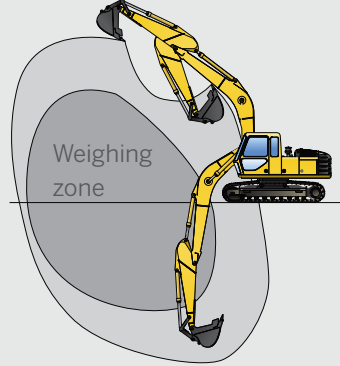

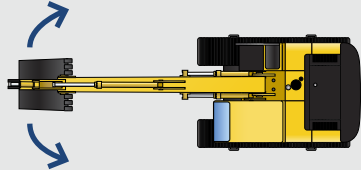

Operators are given a rating to quickly understand performance



Performance data is stored to allow the operator to compare performance vs. previous, average and best shift

# Bucket by bucket payload

The LOADRITE X2350 excavator scale uses proprietary technology to achieve accurate weighing to +/-3% margin of error with no disruption to the operation of the excavator. This 3D full dynamic payload weighing system ensures bucket-by-bucket optimisation of your loadout process.

Feature	X2350-2D	X2350-3D	X2350-3D + bucket sensor
Dynamic weighing 	✓	✓	✓
Adjustable weighing zone 	✓	✓	✓
Pitch/slope compensation 		✓	✓
Slew/rotation weighing 		✓	✓
Bucket angle compensation 			✓

## APPLICATIONS



### Accurate loadout before a truck scale

Do you have a truck scale on site? Optimizing payload at the excavator means no more turnarounds at the truck scale because you're either too heavy or too light. Improve your cycle times and improve your tons per liter (gallon) or tons per hour of truck use. Use the truck scale to invoice your customers and use the X2350 to improve your productivity.



### Remote sandpit loadout

No truck scale? No problem. Using the LOADRITE X2350 helps optimize your loadouts. You don't have to worry about overloading trucks or making several extra trips due to under loading. Keep the entire operation running at maximum capacity and keep track of customer by customer payload.



### Civil construction excavating

The LOADRITE X2350 allows excavation to be more efficient than ever. Tracking overall tons and tons per hour throughout the project ensures projects are delivered on time and on budget. The X2350 also ensures that each truckload of material moved on-site is accurately loaded and recorded, securing the highest productivity from your excavating operations.



### Mobile crusher loading

Know what's going in and what's coming out. Track important parameters such as shot rock versus oversize. Combine the X2350 reporting with LOADRITE conveyor systems and get a complete production monitoring system, enabling you to track the performance and productivity of your mobile processing equipment.




### Rail and barge loading

Loading and unloading rail cars and barges can be an expensive exercise. Accurate loading the first time reduces expenses through the elimination of double handling and ensuring rail fines and demurrage overages are history. The LOADRITE X2350 can also provide printouts or reports that can be customized to give individual wagon weights, as well as total material loaded.



### Sorting large rocks

With the X2350, rock sorting for shoreline/armor rock or rip rap applications is easy. Your excavator operator can accurately sort rocks to meet the demands of your customers to achieve maximum profits.



# Trimble: Transforming the Way the World Works

Trimble provides the tools and support to let you integrate planning, design, site positioning, machine control and asset management information throughout the construction life cycle for more efficient operations and higher profits. Contact your local Trimble dealer today to learn how easy it is to utilize technology that makes significant improvements in project workflow, dramatically increases your production, improves your accuracy and lowers your operating costs.



## YOUR TRIMBLE LOADRITE PROVIDER



<https://knrgroup.com/>



### K&R Weigh Systems

Covering FL, GA, SC and NC

Since 1993

(800) 910-2885

[info@knrgroup.com](mailto:info@knrgroup.com)

### Trimble Loadrite Auckland Ltd.

45 Patiki Road, Avondale, Auckland 1026

PO Box 19623, Avondale, Auckland 1746

New Zealand

Tel: +64 9 820 7720

Fax: +64 9 820 7721

[info@loadritescales.com](mailto:info@loadritescales.com)

[www.loadritescales.com](http://www.loadritescales.com)

