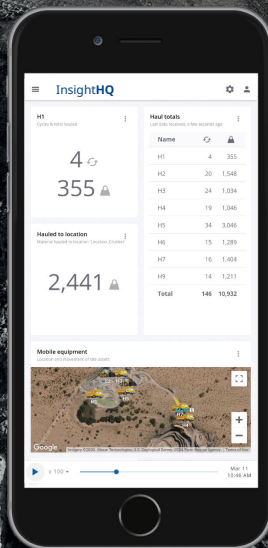


# Loadrite Smart Haul

## Automated dig-to-dump material tracking



- Optimize load/haul operations
- Faster and more consistent cycles
- Automated data you can trust

### Automated tracking of machines and materials to ensure production is on target and projects are on track.

Load and haul operations present real opportunities to improve material moved per shift, lower cost per ton moved and accelerate mass haul operations. With Loadrite Smart Haul, you can track productivity and progress of load/haul operations to ensure you are on target to achieve your goals. Loadrite Smart Haul combines payload data from the excavator scale with haul fleet monitoring and cloud reporting to identify opportunities to move material with greater speed and efficiency.

The system is almost completely automated with only minimal interaction from the excavator operator. Payload measured on the excavator scale is automatically assigned to each truck, and GPS tracking monitors truck movements, so operators can focus on other tasks and you can trust data accuracy.

### Features

- Real-time visibility of load and haul operations from the site or office.
- Accurate and detailed automatic data collection, not reliant on operators.
- Mixed-fleet support to centralize production data in one location.
- Reporting suite to analyse the data, find inefficiencies, under-utilisation and bottlenecks and improve processes.
- Get machines up and running faster with installs and calibrations in less than one day.
- Reduce waste from:
  - Under and over-loading
  - Truck queuing (line-ups)
  - Slow or inconsistent cycle times
  - Truck rollover
  - Excessive tire wear

### Additional features

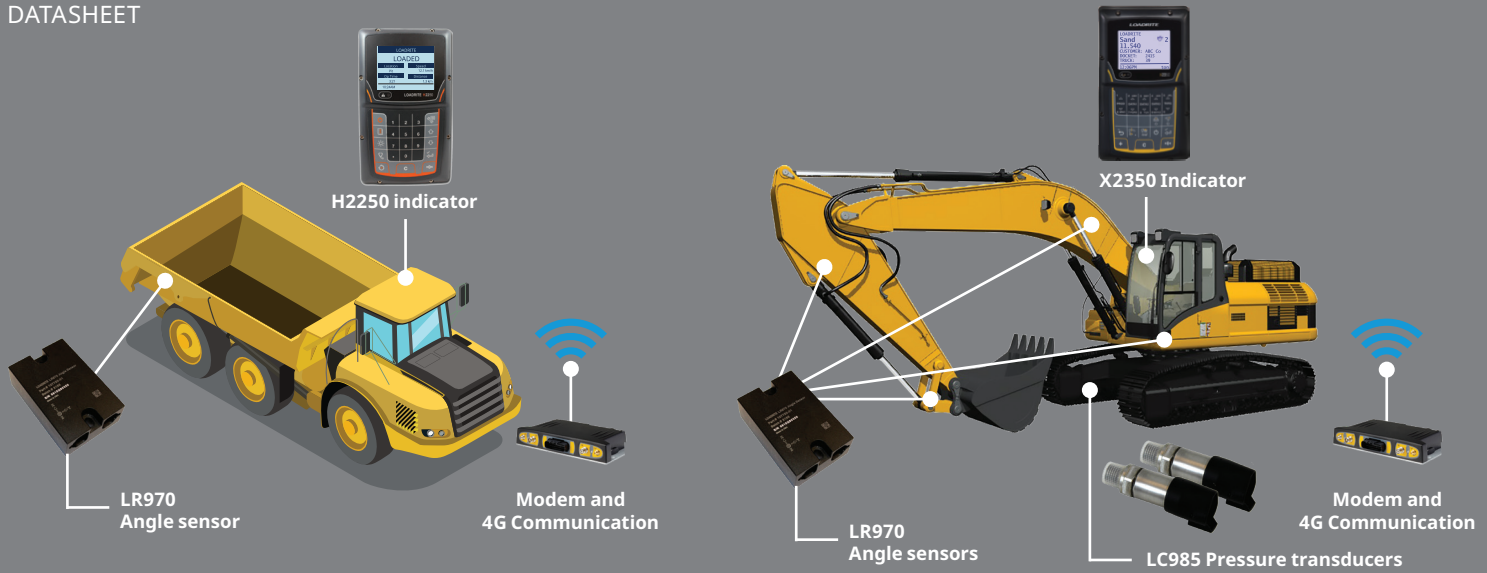
#### Higher production

- Take control of your payload variance, with accurate loadout. Prevent overloading, and reduce underloading, to optimize every truck and maximize total production by increasing tons per shift.

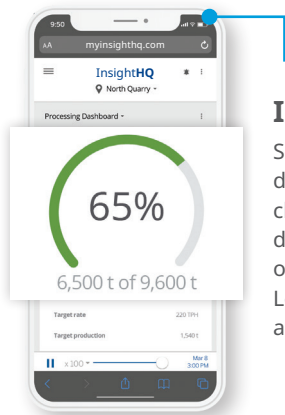
#### Speed reports

- Log truck speed to identify speeding events and slow sections of haul roads. Rank and pinpoint locations on a map to make it easy to manage truck speed issues.





## Optional Accessories & Integrations



### InsightHQ

See all of your load and haul productivity data at a glance. Compare operators and check that your haul fleet is meeting plant demand, adjusting to changes in cycle time or that product ratios are meeting targets. Loading efficiency data with an average load and hauling time is also available to view.

### In-cab Printer: LP950/LP930

Get a hard copy record/customer receipt printed directly from the loader.



## Specifications

### Power Requirements

Supply voltage	12 or 32 V DC
Current consumption	350 mA typical at 24 V DC 950 mA max.
Power supply protection	4 A max. with LP950 printer Automotive power supply transient suppression exceeds SAE specifications for DC automotive power supply transients

### Physical Specifications

Indicator weight	1.5 kg (3.3 lbs)
Indicator dimensions	W145 x L240 x D110 mm (5.7 x 9.4 x 4.3 in)
Indicator operating temperature	-10°C to 50°C (14°F to 122°F)
Environmental protection	IP69K protected pressure transducers, IP67 protected angle sensors, IP54 protection for indicator

### Other Information

- **Supported languages:** English, French, German, Br. Portuguese, Spanish
- **Warranty:** 1 year parts and labor

Contact your local dealer today

### For More Information

**Loadrite (Auckland), Ltd.**  
45 Patiki Road  
Auckland 1206  
New Zealand  
goLoadrite.com  
info@goLoadrite.com