

Loadrite L3180

SmartScale for Wheel Loaders



- Smarter weighing
- Smarter data management
- Smarter job interface

Load with greater accuracy, precision and speed, and track performance with built-in GNSS and WiFi connectivity.

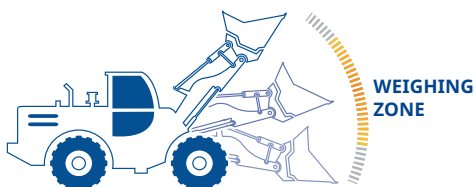
The L3180 SmartScale for loaders uses weighing intelligence for more accurate, precise and faster loading.

The L3180 uses two 3D Inertial Measurement Unit (IMU) angle sensors to continuously monitor boom position and take into account the ground slope angle while the machine is on the move. By compensating for lift speed and ground angle we get the most accurate weighing data possible.

Optional ticketing at gate and job management features make the L3180 smarter than ever. So you too can work smarter, not harder.

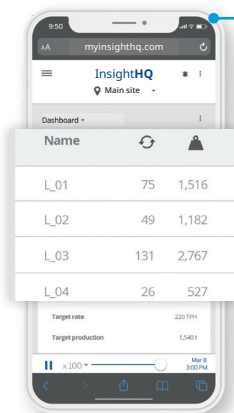
Features

- Weighing intelligence offers more precise weighing in a wide range of conditions, adjusting for ground slope, rough terrain, operator technique and machine movement.
- In-cab performance KPIs (tons/hour, tons, truck count) help operators monitor performance and achieve daily targets.
- Weight Preview at the start of the lift enables fast bucket adjustments. Loading truck to its optimal amount is easier and quicker than ever.
- Contactless ticketing with eTickets or Ticket at Gate. Send load information by email or collect a hard copy on departure for a safer, more efficient digital workflow.
- Never lose a ticket with the built-in 90-day transaction memory to reprint previous tickets from your loader.



LOADRITE®

Optional Accessories & Integrations



InsightHQ

With built-in WiFi and GPS, the L3180 is InsightHQ ready. Get production and performance metrics clearly presented in a simple dashboard. With customizable transaction reports you can get a summary as well as detailed transactions for each customer. Access your real time stockpile inventory from your smart device anywhere, anytime.

LG500 Loadrite Gateway – Ticket at Gate

A contactless alternative to traditional load-tickets, Ticket at Gate workflows saves time and improves site safety by sending the load ticket directly from the loader cab to a remote printer where the truck driver can collect a hard copy on departure.*

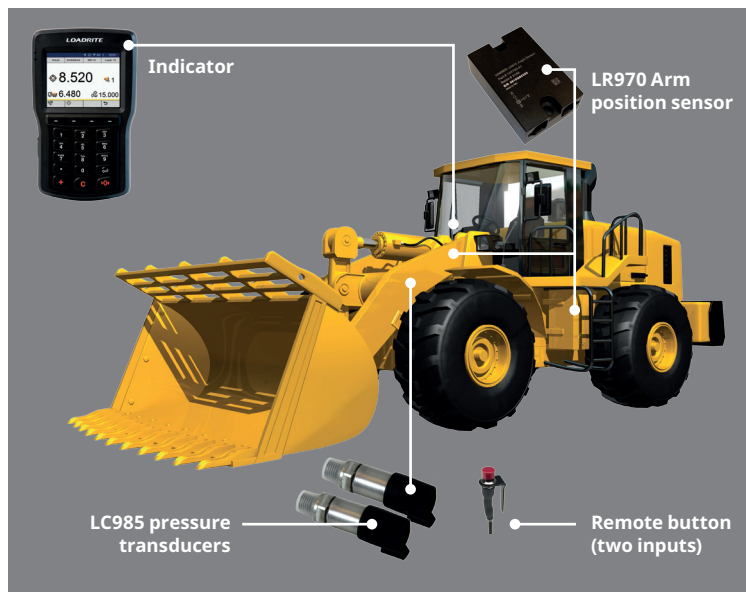
LP950 In-cab Printer

Get a hard copy record/customer receipt printed directly from the loader.



Additional Features

- Weight Preview gives you an indicative weight at the start of the lift, enabling fast last bucket adjustments at low lift to avoid the inefficient full lift and tip off practice.



Specifications

Weighing Functions

- Dynamic Weighing with Ground Slope Compensation, Weight Preview, Split Weighing (e.g. truck and trailer), Target Weighing mode, Over Target Warning, Zero, Undo, Auto-Add, Auto-Clear)

Data/Metrics Functions

- 100 products, optionally 2-way synchronized with InsightHQ
- 8 user-defined data fields with up to 1000 data items, optionally 2-way synchronized with InsightHQ
- In cab KPI reporting

Connected Functions (with optional InsightHQ Subscription)

- WiFi connectivity
- Location and Distance travelled (via GPS)
- eTickets (email load tickets)
- Productivity metrics (ton/hr, tons, truck count)
- Cloud-to-machine two-way product and data list synchronization
- Remote production monitoring and inventory tracking

Power Requirements

Supply voltage 12 or 24 V DC vehicular supply
Current consumption 500 mA at 12 V DC, 300 mA at 24 V DC;
20 mA standby; 1 A max.

Power supply protection ISO16750

Physical Specifications

Indicator weight 1.3 kg (2.9 lbs) without bracket
Indicator dimensions W166 x L270 x D81 mm (6.5 x 10.6 x 3.2 in)
Indicator operating temperature -10°C to 50°C (14°F to 122°F)
Environmental protection IP69K protected pressure transducers, IP67 protected angle sensors, IP54 protection for indicator

Other Information

- **Supported languages:** Dutch, English, French, German, Hungarian, Italian, Br. Portuguese, Russian, Spanish, Swedish
- **Supported printing languages:** Dutch, English, French, German, Hungarian, Italian, Br. Portuguese, Spanish, Swedish
- **Warranty:** 3 years parts and 1 year labor

Contact your local dealer today

For More Information

Loadrite (Auckland), Ltd.
45 Patiki Road
Auckland 1206
New Zealand
goLoadrite.com
info@goLoadrite.com